

FINAL BUDGET

Town of Gila Bend

Table of Contents

Fiscal year 2024

Resolution for the adoption of the budget

Schedule A—Summary Schedule of estimated revenues and expenditures/expenses

Schedule B—Tax levy and tax rate information

Schedule C—Revenues other than property taxes

Schedule D—Other financing sources/(uses) and interfund transfers

Schedule E—Expenditures/expenses by fund

Schedule F—Expenditures/expenses by department (as applicable)

Schedule G—Full-time employees and personnel compensation

RESOLUTION NO. 23-04

**A RESOLUTION OF THE TOWN COUNCIL
OF THE TOWN OF GILA BEND, ARIZONA,
ADOPTING THE BUDGET FOR FISCAL
YEAR 2023-2024**

WHEREAS, in accordance with the provisions of Title 42, Chapter 17, Articles 1-5, Arizona Revised Statutes (A.R.S.), the Town of Gila Bend Town Council did, on June 27, 2023, make an estimate of the different amounts required to meet the public expenditures/expenses for the ensuing year, also an estimate of revenues from sources other than direct taxation, and the amount to be raised by taxation upon real and personal property of the Town of Gila Bend, and;


WHEREAS, in accordance with said chapter of said title, and following due public notice, the Council met on the 27th day of July, 2023, at which meeting any taxpayer was privileged to appear and be heard in favor of or against any of the proposed expenditures/expenses or tax levies, and;

WHEREAS, it appears that publication has been duly made as required by law, of said estimates together with a notice that the Town Council would meet on the 27th day of July, 2023, at the Gila Bend Unified School District Media Center for the purpose of hearing taxpayers and making tax levies as set forth in said estimates, and;

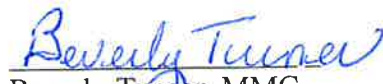
WHEREAS, it appears that the sums to be raised by taxation, as specified therein, do not in the aggregate exceed that amount as computed in A.R.S. §14-17051(A).

NOW, THEREFORE, BE IT RESOLVED BY THE TOWN COUNCIL OF THE TOWN OF GILA BEND, ARIZONA, that the said estimates of revenues and expenditures/expenses shown on the accompanying schedules, as now increased, reduced, or changed, are hereby adopted as the budget of the Town of Gila Bend for the Fiscal Year 2023-2024.

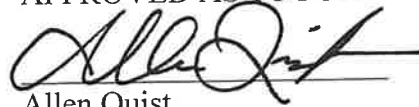
PASSED AND ADOPTED by the Town Council of the Town of Gila Bend, Arizona this 27th day of July, 2023.


Tommy Sikes, Mayor

ATTEST:


Beverly Turner, MMC
Town Clerk

APPROVED AS TO FORM:


Allen Quist
Attorney

ADOPTED BUDGET

**Town of Gila Bend
Summary Schedule of estimated revenues and expenditures/expenses
Fiscal year 2024**

Fiscal year	S c h	Funds										Total all funds
		General Fund	Special Revenue Fund	Debt Service Fund	Capital Projects Fund	Permanent Fund	Enterprise Funds Available	Internal Service Funds				
2023	E 1	3,762,590	2,236,287	0	4,961,852	0	771,379	0				11,732,108
2023	E 2	2,668,568	1,679,525	0	0	0	665,505	0				5,033,598
2024	3	10,000,000										10,000,000
2024	B 4	439,843										439,843
2024	B 5											0
2024	C 6	6,713,096	2,101,025	0	4,050,000	0	10,330,500	0				23,194,621
2024	D 7	0	0	0	0	0	0	0				0
2024	D 8	0	0	0	0	0	0	0				0
2024	D 9	0	2,107,244	0	0	0	300,666	0				2,407,910
2024	D 10	2,407,910	0	0	0	0	0	0				2,407,910
2024												
2024		5,206,924	4,208,269	0	4,050,000	0	10,631,166	0				24,096,359
2024	E 13	5,206,924	4,208,269	0	4,050,000	0	10,631,166	0				24,096,359

Expenditure limitation comparison		2023	2024
1	Budgeted expenditures/expenses	\$ 11,732,108	\$ 24,096,359
2	Add/subtract: estimated net reconciling items		
3	Budgeted expenditures/expenses adjusted for reconciling items	11,732,108	24,096,359
4	Less: estimated exclusions		
5	Amount subject to the expenditure limitation	\$ 11,732,108	\$ 24,096,359
6	EEC expenditure limitation		

* Includes expenditure/expense adjustments approved in the current year from Schedule E.
 ** Includes actual amounts as of the date the proposed budget was prepared, adjusted for estimated activity for the remainder of the fiscal year.
 *** Amounts on this line represent beginning fund balance/(deficit) or net position/(deficit) amounts except for nonspendable amounts (e.g., prepaids and inventories) or amounts legally or contractually required to be maintained intact (e.g., principal of a permanent fund).

**Town of Gila Bend
Tax levy and tax rate information
Fiscal year 2024**

	2023	2024
1. Maximum allowable primary property tax levy. A.R.S. §42-17051(A)	\$ 416,844	\$ 439,843
2. Amount received from primary property taxation in the current year in excess of the sum of that year's maximum allowable primary property tax levy. A.R.S. §42-17102(A)(18)	\$	
3. Property tax levy amounts		
A. Primary property taxes	\$ 409,833	\$ 439,843
Property tax judgment		
B. Secondary property taxes		
Property tax judgment		
C. Total property tax levy amounts	\$ 409,833	\$ 439,843
4. Property taxes collected*		
A. Primary property taxes		
(1) Current year's levy	\$ 409,833	
(2) Prior years' levies		
(3) Total primary property taxes	\$ 409,833	
B. Secondary property taxes		
(1) Current year's levy	\$	
(2) Prior years' levies		
(3) Total secondary property taxes	\$	
C. Total property taxes collected	\$ 409,833	
5. Property tax rates		
A. City/Town tax rate		
(1) Primary property tax rate	0.6232	0.6492
Property tax judgment		
(2) Secondary property tax rate		
Property tax judgment		
(3) Total city/town tax rate	0.6232	0.6492
B. Special assessment district tax rates		
Secondary property tax rates—As of the date the proposed budget was prepared, the city/town was operating <u>30</u> special assessment districts for which secondary property taxes are levied. For information pertaining to these special assessment districts and their tax rates, please contact the city/town.		

* Includes actual property taxes collected as of the date the proposed budget was prepared, plus estimated property tax collections for the remainder of the fiscal year.

Town of Gila Bend
Revenues other than property taxes
Fiscal Year 2024

Source of revenues	Estimated revenues 2023	Actual revenues* 2023	Estimated revenues 2024
General Fund			
Local taxes			
Town Sales Tax	\$ 2,990,000	\$ 4,790,571	\$ 4,500,000
In Lieu of Taxes	173,777		179,129
Franchise Tax	180,000	377,983	350,000
Licenses and permits			
Business License Fees	22,000	23,550	20,000
Permitting Revenue	35,000	10,815	40,000
Plan Review Fees	45,000	6,871	25,000
Intergovernmental			
Urban Shared Revenues	365,172	325,136	506,029
State Sales Tax Revenue	270,811	249,916	284,067
Town Vehicle Licensing Revenue	98,291	79,186	96,671
Grants			327,450
Charges for services			
Parks and Recreation	8,000	6,361	11,500
Zoning and Subdivision Fees	5,000	3,227	6,000
Cemetery Charges/Plot sales	9,500	6,450	7,500
Airport Operating Revenues	20,000	14,806	15,000
Sanitation	133,581	116,818	122,000
Fines and forfeits			
Municipal Court Revenue	55,000	20,111	40,100
Interest on investments			
Interest Earnings	3,000	170,527	150,000
Miscellaneous			
Museum Sales	500	170	150
Demolition	20,000		
Insurance claims		10,216	7,500
Unclassified Revenues	3,000	56,154	25,000
Total General Fund	\$ 4,437,632	\$ 6,268,868	\$ 6,713,096
Special Revenue Funds			
AAA Programs	\$ 147,077	\$ 85,994	\$ 147,077
AAA Programs - Grants			144,776
Maricopa County CAP	82,888	45,285	
1st Things 1st Project	200,000	28,535	200,000
HURF/Street	150,083	127,998	146,514
ALF Funding	5,470		
Fire Operations	54,000	59,400	57,658
Fire - Grants	65,000		800,000
Ambulance Revenue	761,000	973,583	605,000
Total Special Revenue Funds	\$ 1,465,518	\$ 1,320,795	\$ 2,101,025

* Includes actual revenues recognized on the modified accrual or accrual basis as of the date the proposed budget was prepared, plus estimated revenues for the remainder of the fiscal year.

Town of Gila Bend
Revenues other than property taxes
Fiscal Year 2024

Source of revenues	Estimated revenues 2023	Actual revenues* 2023	Estimated revenues 2024
Capital Projects Funds			
Fiscal Sponsorship of Grants	\$ 10,000	\$	\$
Start up Grant for Marshall Prg	100,000	30,000	
Departmental Grant	250,000		
Stout Hotel Grant	65,000		
Block 14 Study	30,000		
Airport Grants FAA and others	586,960		2,050,000
NRA Grant for Shooting Range	35,000		
AZ Parks			
AZ Game and Fish Grant	25,000		
Gatlin Site Grant	510,000		500,000
CDBG Projects	656,978	656,951	1,500,000
Social Services Grant Program	587,323	78,555	
ADEQ Grants - Planning / Econ Dev			
Total Capital Projects Funds	\$ 2,856,261	\$ 765,506	\$ 4,050,000
Enterprise funds			
Water Revenues	\$ 527,000	\$ 436,317	\$ 514,500
Wastewater Revenues	240,000	171,519	197,000
Water Grants	1,533,520	139,275	9,584,000
Wastewater Grants	225,000		35,000
Total enterprise funds	\$ 2,525,520	\$ 747,111	\$ 10,330,500
Total all funds	\$ 11,284,931	\$ 9,102,280	\$ 23,194,621

* Includes actual revenues recognized on the modified accrual or accrual basis as of the date the proposed budget was prepared, plus estimated revenues for the remainder of the fiscal year.

Town of Gila Bend
Other financing sources/(uses) and interfund transfers
Fiscal year 2024

Fund	Other financing 2024		Interfund transfers 2024	
	Sources	(Uses)	In	(Out)
General Fund	\$	\$	\$	\$
Social Services - AAA				266,563
HURF				874,303
EMS/Ambulance				576,462
Fire Department				389,916
Water Fund				196,006
Wastewater Fund				104,660
Total General Fund	\$	\$	\$	\$ 2,407,910
Special Revenue Funds				
Social Services - AAA	\$	\$	\$ 266,563	\$
HURF			874,303	
EMS/Ambulance			576,462	
Fire Department			389,916	
Total Special Revenue Funds	\$	\$	\$ 2,107,244	\$
Capital Projects Funds				
	\$	\$	\$	\$
Total Capital Projects Funds	\$	\$	\$	\$
Enterprise Funds				
Water Fund	\$	\$	\$ 196,006	\$
Wastewater Fund			104,660	
Total Enterprise Funds	\$	\$	\$ 300,666	\$
Total all funds	\$	\$	\$ 2,407,910	\$ 2,407,910

**Town of Gila Bend
Expenditures/expenses by fund
Fiscal year 2024**

Fund/Department	Adopted budgeted expenditures/ expenses 2023	Expenditure/ expense adjustments approved 2023	Actual expenditures/ expenses* 2023	Budgeted expenditures/ expenses 2024
General Fund				
Mayor and Council	\$ 43,663	\$	\$ 34,363	\$ 48,170
Court and Legal	56,770		46,568	115,180
Clerk	256,210		206,931	278,917
Finance	353,330		300,876	396,819
Town Manager	665,657		268,032	1,017,803
Police	781,781		750,774	965,497
Public Works	646,323		329,076	1,017,481
Planning/Econ Dev	186,280		87,405	236,512
Airport	34,407		19,864	36,177
Parks	295,063		179,695	302,028
Recreation	197,497		139,355	208,045
Sanitation	245,609		211,685	256,845
Grants			93,944	327,450
Total General Fund	\$ 3,762,590	\$	\$ 2,668,568	\$ 5,206,924
Special revenue funds				
AAA Programs	\$ 321,674	\$	\$ 222,154	558,416
Maricopa County CAP	89,494		59,586	
1st Things 1st Project	200,000		123,579	200,000
Fire	344,804		304,586	1,247,574
HURF/Street	545,858		334,898	1,020,817
EMS Services	734,457		634,722	1,181,462
Total special revenue funds	\$ 2,236,287	\$	\$ 1,679,525	\$ 4,208,269
Capital projects funds				
Fiscal Sponsorship of Grants	\$ 10,000	\$	\$	\$
Start up Grant for Marshall Prg	100,000			
Departmental Grant	250,000			
Stout Hotel Grant	95,000			
Fire Department Grant - TO	65,000			
Airport Grants FAA and others	641,622			2,050,000
NRA Grant for Shooting Range	35,000			
AZ Game and Fish Grant	50,000			
Gatlin Site Grant	510,000			500,000
CDBG projects	683,387			1,500,000
Social Services Grant Program	597,323			
USDA- RD Water Grant	1,158,520			
Grant to replace meters	400,000			
CDBG - Water Grants	141,000			
USDA - RD Wastewater Grant	225,000			
Total capital projects funds	\$ 4,961,852	\$	\$	\$ 4,050,000

**Town of Gila Bend
Expenditures/expenses by fund
Fiscal year 2024**

Fund/Department	Adopted budgeted expenditures/ expenses 2023	Expenditure/ expense adjustments approved 2023	Actual expenditures/ expenses* 2023	Budgeted expenditures/ expenses 2024
Enterprise funds				
Water Department	\$ 529,014	\$	\$ 492,096	\$ 10,294,506
Wastewater Department	242,365		193,409	336,660
Total enterprise funds	\$ 771,379	\$	\$ 685,505	\$ 10,631,166
Total all funds	\$ 11,732,108	\$	\$ 5,033,598	\$ 24,096,359

* Includes actual expenditures/expenses recognized on the modified accrual or accrual basis as of the date the proposed budget was prepared, plus estimated expenditures/expenses for the remainder of the fiscal year.

**Town of Gila Bend
Full-time employees and personnel compensation
Fiscal year 2024**

Fund	Full-time equivalent (FTE) 2024	Employee salaries and hourly costs 2024	Retirement costs 2024	Healthcare costs 2024	Other benefit costs 2024	Total estimated personnel compensation 2024
General Fund	18.9	998,550	192,897	235,090	15,392	1,441,929
Special revenue funds						
HURF	1.0	48,422	9,655	10,081	4,276	72,434
Social Services - AAA	9.5	181,221	36,135	48,736	2,277	268,369
First Things First	2.4	114,442	19,134	26,413	274	160,263
EMS	6.0	349,356	69,662	72,145	16,595	507,758
Fire		186,000	23,529		1,953	211,482
Total special revenue funds	19	879,441	158,115	157,375	25,375	1,220,306
Capital projects funds						
Total capital projects funds						
Enterprise funds						
Water	2.4	112,287	22,390	29,195	3,896	167,768
Wastewater	0.6	28,072	5,597	7,299	974	41,942
Total enterprise funds	3	140,359	27,987	36,494	4,870	209,710
Total all funds	40.8	2,018,350	378,999	428,959	45,637	2,871,945